

Connecting The MCP2150 To The Windows® Operating System

*Author: Steve Schlanger
Aegis Technologies LLC*

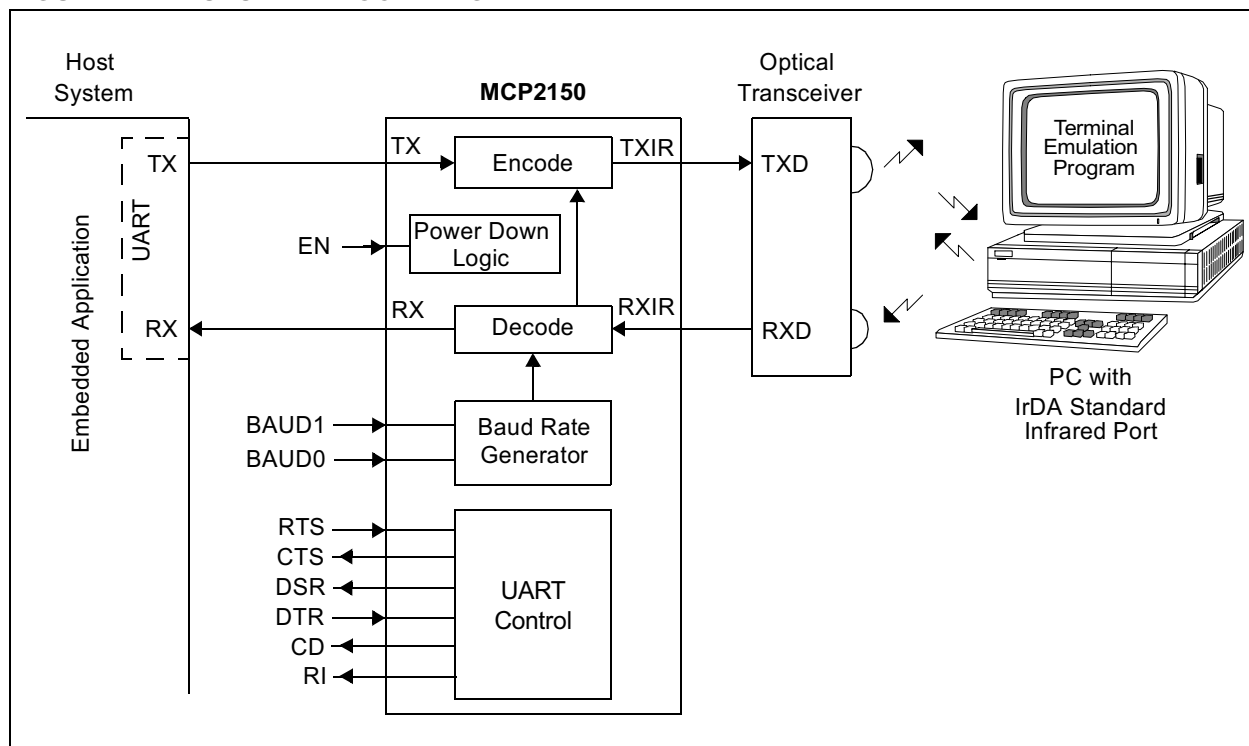
Note: Windows® 2000 considers the IrDA standard hardware a network device. Thus, a network protocol layer (i.e. TCP/IP, is required by Windows 2000 to communicate). The use of Windows 2000 HyperTerminal to communicate the IrDA standard connection as a serial port is not supported by Microsoft. The IrDA standard functionality is not supported on Windows NT 4.0 or lower.

INTRODUCTION

This technical brief demonstrates the operation of the MCP2150 with Microsoft® Windows® Operating System (OS). The MCP2150 is a protocol handler supporting IrDA® standards plus an encoder/decoder. This allows the MCP2150 to be used as a "Virtual Connector", a wireless link between an embedded application and an IrDA standard host. This host can be a Personal Computer (PC) using Microsoft Windows. Microsoft Windows includes a terminal client that can easily be used to demonstrate the capabilities of the MCP2150. Figure 1 shows typical implementation of the MCP2150 in an embedded system.

This demonstration will use the MCP2150 Developer's Board. Optionally, the MCP2120 Developer's Board may be used. The MCP2120 is a simple encoder/decoder. The IrDA standard protocol handler would need to be implemented in the host system, such as a personal computer (PC) with the IrDA standard drivers installed. These boards are available in the MCP2120/ MCP2150 Developer's Kit (DV163008).

FIGURE 1: SYSTEM BLOCK DIAGRAM



IrDA is a registered trademark of the Infrared Data Association.

SETUP OF INFRARED PORT

For the following discussion, it is assumed you have a PC running Windows® 95, Windows® 98 or Windows® Me. If you do not have a laptop with a built-in IrDA standard infrared port, you can easily use Microchip's MCP2150 Developer's Board with your desktop PC. Please refer to the MCP2120 Developer's Kit User's Guide for more information (DS51246).

When the IrDA standard drivers are installed, a Virtual Serial Port is available to your system. This virtual serial port is reported to the user at the time the drivers are installed. Windows 95 and Windows 98 report this COM port assignment under the Options tab of the IR Monitor. Refer to Figure 2.

Windows Me handles this assignment a bit differently. There is no IR monitor in Windows Me. With Windows Me, the IR icon only appears when an IR device is nearby. There is no IR Monitor and the Windows Me Wireless Link applet does not indicate the COM port assignment of the virtual port. For most systems, this COM port assignment will be the last COM port that HyperTerminal recognizes. This will often be COM4.

For Windows programmers, the virtual COM port is selected the same way. Specify the COM port assignment under the General tab of MSCOMM setup. Refer to Figure 3. Visual Basic® or Visual C++® can connect to the MCP2150 equipped system as if a wired serial port were available. Check with the Microsoft website for the latest IrDA standard drivers.

FIGURE 2: VIRTUAL SERIAL PORT ASSIGNMENT IN THE IR MONITOR

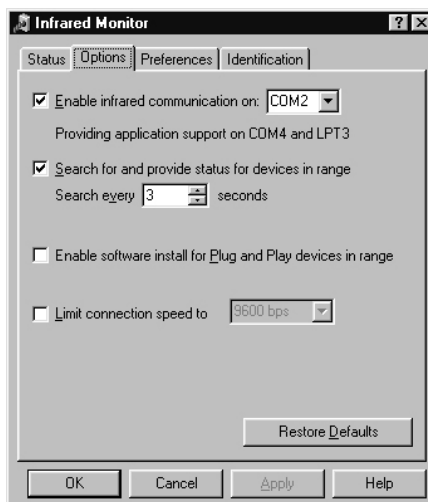
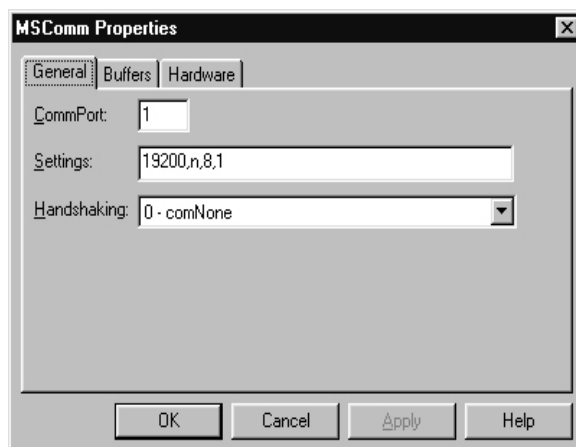


FIGURE 3: MSCOMM SETUP WINDOW



SETUP OF MCP2150 DEVELOPER'S BOARD

To connect to the MCP2150, make sure the MCP2150 Developer's Board is powered. Then open the terminal or other communication application on the PC. The CD indicator LED on the MCP2150 Developer's Board will light when a valid connection is available.

If IR data is sent to the MCP2150 and the embedded application prevents the MCP2150 from sending its data to the Host controller, the infrared link will be shut down by the MCP2150. This is due to the limited available buffer space. Make sure that the host device is able to receive data (i.e.: CTS/RTS signals are in the appropriate states) when the infrared communication begins.

HyperTerminal supports binary file transfers using Kermit, Xmodem, Xmodem 1K, Ymodem, Ymodem-G, and Zmodem. These file transfer protocols build packets, just like the IrDA standard devices. The packet sizes are larger than the packet size used by the MCP2150. This difference in packet size creates delays as the host and the MCP2150 reconciles what has to be sent and when. Also, the file transfer protocols will send a packet and expect a response sooner than the minimum IrDA standard turnaround time. This will cause the file transfer protocol to abort. For example, HyperTerminal Zmodem will require a response to a packet considerably faster than the minimum IrDA standard turnaround time. Zmodem will therefore immediately abort if you attempt to use it. The use of file transfer protocols is not recommended with the virtual serial link provided by the MCP2150. These protocols are not needed because the IrDA standard packets already have CRC-16 protection. If your embedded application does require handling a data packet, care should be taken to align the IrComm packet boundaries with your data packet boundary to maximize throughput.

REFERENCES

Microchip Documents

Reference documents may be obtained by contacting your nearest Microchip sales office (listed in the back of this document) or by downloading via the Microchip website (www.microchip.com).

- MCP2150 Data Sheet, DS21655
- AN758, "Using the MCP2150 to Add IrDA Standard Wireless Connectivity", DS00758
- MCP2120/MCP2150 Developer's Kit User Guide, DS51246

IrDA Standards References

The IrDA Standards download page can be found at:

<http://www.irda.org/standards/specifications>

Additional information on infrared technology can be found at the Microsoft web page at:

<http://www.microsoft.com/hwdev/infrared/>

Optical Transceiver Manufacturers

Manufacturers of common optical transceivers are shown in Table 1.

TABLE 1: COMMON OPTICAL TRANSCEIVER MANUFACTURERS

Company	Company Web Site Address
Infineon	www.infineon.com
Agilent	www.agilent.com
Vishay/Temic	www.vishay.com
Rohm	www.rohm.com

SUMMARY

The MCP2150 is an easy to use, low cost link between embedded systems and any portable device equipped with an IrDA standard communications port. Third party tools and materials are available to help the developer add IrDA standard wireless connectivity with a minimum lead time and learning curve.

NOTES:

"All rights reserved. Copyright © 2001, Microchip Technology Incorporated, USA. Information contained in this publication regarding device applications and the like is intended through suggestion only and may be superseded by updates. No representation or warranty is given and no liability is assumed by Microchip Technology Incorporated with respect to the accuracy or use of such information, or infringement of patents or other intellectual property rights arising from such use or otherwise. Use of Microchip's products as critical components in life support systems is not authorized except with express written approval by Microchip. No licenses are conveyed, implicitly or otherwise, under any intellectual property rights. The Microchip logo and name are registered trademarks of Microchip Technology Inc. in the U.S.A. and other countries. All rights reserved. All other trademarks mentioned herein are the property of their respective companies. No licenses are conveyed, implicitly or otherwise, under any intellectual property rights."

Trademarks


The Microchip name, logo, PIC, PICmicro, PICMASTER, PICSTART, PRO MATE, KEELOQ, SEEVAL, MPLAB and The Embedded Control Solutions Company are registered trademarks of Microchip Technology Incorporated in the U.S.A. and other countries.

Total Endurance, ICSP, In-Circuit Serial Programming, FilterLab, MXDEV, microID, FlexROM, fuzzyLAB, MPASM, MPLINK, MPLIB, PICDEM, ICEPIC, Migratable Memory, FanSense, ECONOMONITOR, Select Mode and microPort are trademarks of Microchip Technology Incorporated in the U.S.A.

Serialized Quick Term Programming (SQTP) is a service mark of Microchip Technology Incorporated in the U.S.A.

All other trademarks mentioned herein are property of their respective companies.

© 2001, Microchip Technology Incorporated, Printed in the U.S.A., All Rights Reserved.



Microchip received QS-9000 quality system certification for its worldwide headquarters, design and wafer fabrication facilities in Chandler and Tempe, Arizona in July 1999. The Company's quality system processes and procedures are QS-9000 compliant for its PICmicro® 8-bit MCUs, KEELOQ® code hopping devices, Serial EEPROMs and microperipheral products. In addition, Microchip's quality system for the design and manufacture of development systems is ISO 9001 certified.



WORLDWIDE SALES AND SERVICE

AMERICAS

Corporate Office

2355 West Chandler Blvd.
Chandler, AZ 85224-6199
Tel: 480-792-7200 Fax: 480-792-7277
Technical Support: 480-792-7627
Web Address: <http://www.microchip.com>

Rocky Mountain

2355 West Chandler Blvd.
Chandler, AZ 85224-6199
Tel: 480-792-7966 Fax: 480-792-7456

Atlanta

500 Sugar Mill Road, Suite 200B
Atlanta, GA 30350
Tel: 770-640-0034 Fax: 770-640-0307

Austin

Analog Product Sales
8303 MoPac Expressway North
Suite A-201
Austin, TX 78759
Tel: 512-345-2030 Fax: 512-345-6085

Boston

2 Lan Drive, Suite 120
Westford, MA 01886
Tel: 978-692-3848 Fax: 978-692-3821

Boston

Analog Product Sales
Unit A-8-1 Millbrook Tarry Condominium
97 Lowell Road
Concord, MA 01742
Tel: 978-371-6400 Fax: 978-371-0050

Chicago

333 Pierce Road, Suite 180
Itasca, IL 60143
Tel: 630-285-0071 Fax: 630-285-0075

Dallas

4570 Westgrove Drive, Suite 160
Addison, TX 75001
Tel: 972-818-7423 Fax: 972-818-2924

Dayton

Two Prestige Place, Suite 130
Miamisburg, OH 45342
Tel: 937-291-1654 Fax: 937-291-9175

Detroit

Tri-Atria Office Building
32255 Northwestern Highway, Suite 190
Farmington Hills, MI 48334
Tel: 248-538-2250 Fax: 248-538-2260

Los Angeles

18201 Von Karman, Suite 1090
Irvine, CA 92612
Tel: 949-263-1888 Fax: 949-263-1338

Mountain View

Analog Product Sales
1300 Terra Bella Avenue
Mountain View, CA 94043-1836
Tel: 650-968-9241 Fax: 650-967-1590

New York

150 Motor Parkway, Suite 202
Hauppauge, NY 11788
Tel: 631-273-5305 Fax: 631-273-5335

San Jose

Microchip Technology Inc.
2107 North First Street, Suite 590
San Jose, CA 95131
Tel: 408-436-7950 Fax: 408-436-7955

Toronto

6285 Northam Drive, Suite 108
Mississauga, Ontario L4V 1X5, Canada
Tel: 905-673-0699 Fax: 905-673-6509

ASIA/PACIFIC

Australia

Microchip Technology Australia Pty Ltd
Suite 22, 41 Rawson Street
Epping 2121, NSW
Australia
Tel: 61-2-9868-6733 Fax: 61-2-9868-6755

China - Beijing

Microchip Technology Beijing Office
Unit 915
New China Hong Kong Manhattan Bldg.
No. 6 Chaoyangmen Beidajie
Beijing, 100027, No. China
Tel: 86-10-85282100 Fax: 86-10-85282104

China - Shanghai

Microchip Technology Shanghai Office
Room 701, Bldg. B
Far East International Plaza
No. 317 Xian Xia Road
Shanghai, 200051
Tel: 86-21-6275-5700 Fax: 86-21-6275-5060

Hong Kong

Microchip Asia Pacific
RM 2101, Tower 2, Metroplaza
223 Hing Fong Road
Kwai Fong, N.T., Hong Kong
Tel: 852-2401-1200 Fax: 852-2401-3431

India

Microchip Technology Inc.
India Liaison Office
Divyasree Chambers
1 Floor, Wing A (A3/A4)
No. 11, O'Shaughnessey Road
Bangalore, 560 025, India
Tel: 91-80-2290061 Fax: 91-80-2290062

Japan

Microchip Technology Intl. Inc.
Benex S-1 6F
3-18-20, Shinyokohama
Kohoku-Ku, Yokohama-shi
Kanagawa, 222-0033, Japan
Tel: 81-45-471-6166 Fax: 81-45-471-6122

ASIA/PACIFIC (continued)

Korea

Microchip Technology Korea
168-1, Youngbo Bldg. 3 Floor
Samsung-Dong, Kangnam-Ku
Seoul, Korea
Tel: 82-2-554-7200 Fax: 82-2-558-5934

Singapore

Microchip Technology Singapore Pte Ltd.
200 Middle Road
#07-02 Prime Centre
Singapore, 188980
Tel: 65-334-8870 Fax: 65-334-8850

Taiwan

Microchip Technology Taiwan
11F-3, No. 207
Tung Hua North Road
Taipei, 105, Taiwan
Tel: 886-2-2717-7175 Fax: 886-2-2545-0139

EUROPE

Denmark

Microchip Technology Denmark ApS
Regus Business Centre
Lautrup høj 1-3
Ballerup DK-2750 Denmark
Tel: 45 4420 9895 Fax: 45 4420 9910

France

Arizona Microchip Technology SARL
Parc d'Activite du Moulin de Massy
43 Rue du Saule Trapu
Batiment A - 1er Etage
91300 Massy, France
Tel: 33-1-69-53-63-20 Fax: 33-1-69-30-90-79

Germany

Arizona Microchip Technology GmbH
Gustav-Heinemann Ring 125
D-81739 Munich, Germany
Tel: 49-89-627-144 0 Fax: 49-89-627-144-44

Germany

Analog Product Sales
Lochhamer Strasse 13
D-82152 Martinsried, Germany
Tel: 49-89-895650-0 Fax: 49-89-895650-22

Italy

Arizona Microchip Technology SRL
Centro Direzionale Colleoni
Palazzo Taurus 1 V. Le Colleoni 1
20041 Agrate Brianza
Milan, Italy
Tel: 39-039-65791-1 Fax: 39-039-6899883

United Kingdom

Arizona Microchip Technology Ltd.
505 Eskdale Road
Winnersh Triangle
Wokingham
Berkshire, England RG41 5TU
Tel: 44 118 921 5869 Fax: 44-118 921-5820

01/30/01

All rights reserved. © 2001 Microchip Technology Incorporated. Printed in the USA. 5/01  Printed on recycled paper.

Information contained in this publication regarding device applications and the like is intended through suggestion only and may be superseded by updates. It is your responsibility to ensure that your application meets with your specifications. No representation or warranty is given and no liability is assumed by Microchip Technology Incorporated with respect to the accuracy or use of such information, or infringement of patents or other intellectual property rights arising from such use or otherwise. Use of Microchip's products as critical components in life support systems is not authorized except with express written approval by Microchip. No licenses are conveyed, implicitly or otherwise, except as maybe explicitly expressed herein, under any intellectual property rights. The Microchip logo and name are registered trademarks of Microchip Technology Inc. in the U.S.A. and other countries. All rights reserved. All other trademarks mentioned herein are the property of their respective companies.